

Was Darwin
Wrong?



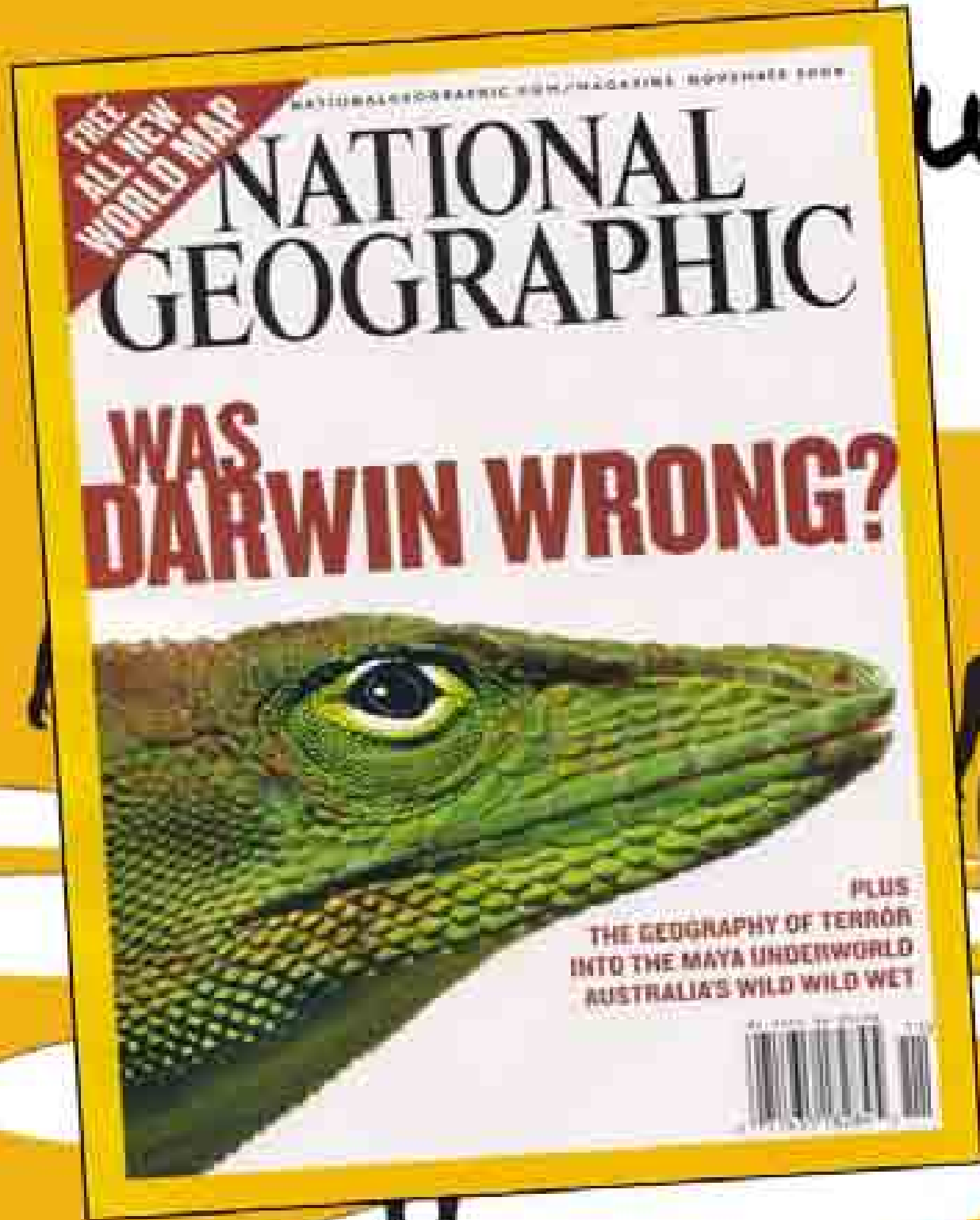
Was Darwin Wrong?

I would like to personally thank you for watching the Origins program. Origins was a special program, near to the heart of my late husband, Russell Bixler.

I trust that the information in this presentation will be helpful in your study of creation science. Thank you for your prayerful and financial support of Origins... you're making the television production of this program possible.



Norma Bixler



Was
w



NO.

The evidence for
EVOLUTION is
overwhelming.

By DAVID QUAMMEN
Photographs by ROBERT CLARK

Charles Darwin's grand theory: evolution by natural selection. It links diverse biological facts into a coherent whole. Domestic breeding of fancy pigeons like the Jacobin (preceding page) was his analogy for selection in the wild. The naked mole rat (opposite) shows that mammals can evolve like social insects, to include specialized workers and queens.

Evolution by natural selection, the central concept of the life's work of Charles Darwin, is a theory. It's a theory about the origin of adaptations, complexities and diversity among Earth's living creatures. If you are skeptical by nature, unfamiliar with the terminology of science, and unaware of the overwhelming evidence, you might even be tempted to say that it's "just" a theory. In the same sense, relativity as described by Albert Einstein is "just" a theory. The reason that Earth wobbles around the sun rather than vice versa, offered by Copernicus in 1543, is a theory. Continental drift is a theory. The structure, structure, and dynamics of atoms? Atomic theory. Even electricity is a theoretical construct, involving electrons, which are tiny units of charged matter that no one has ever seen. Each of these theories is an explanation that has been confirmed to such a degree by observation and

Evolution is both a beautiful concept and an important one, more crucial nowadays to human welfare, to medical science, and to our understanding of the world than ever before. It's also deeply persuasive—a theory you can take to the bank. The essential points are slightly more complicated than most people assume, but not so complicated that they can't be comprehended by any attentive person. Furthermore, the supporting evidence is abundant, various, ever increasing, solidly interconnected, and easily available in museums, popular books, textbooks, and a mountainous accumulation of peer-reviewed scientific studies. No one needs to, and no one should, accept evolution merely as a matter of faith.




Was Darwin Wrong?

Pg. 8



Who is the writer of this 33 page documentary on evolution?


The article was written by David Quammen. Quammen, strangely enough, is not a biologist (or a scientist of any sort). His specialty is—**literature**. In an interview with him that was published in the October 27, 2003 issue of the *Seattle Post-Intelligencer Reporter*, he admitted to the interviewer, John Marshall: “I did my graduate work on William Faulkner. My training was all in literature, not biology. But when I couldn’t make it as a fiction writer, I turned to this. And I liked it more—I get to talk to biologists, walk through rain forests and see the world” (Marshall, 2003).



Evidence #1—Horse Evolution

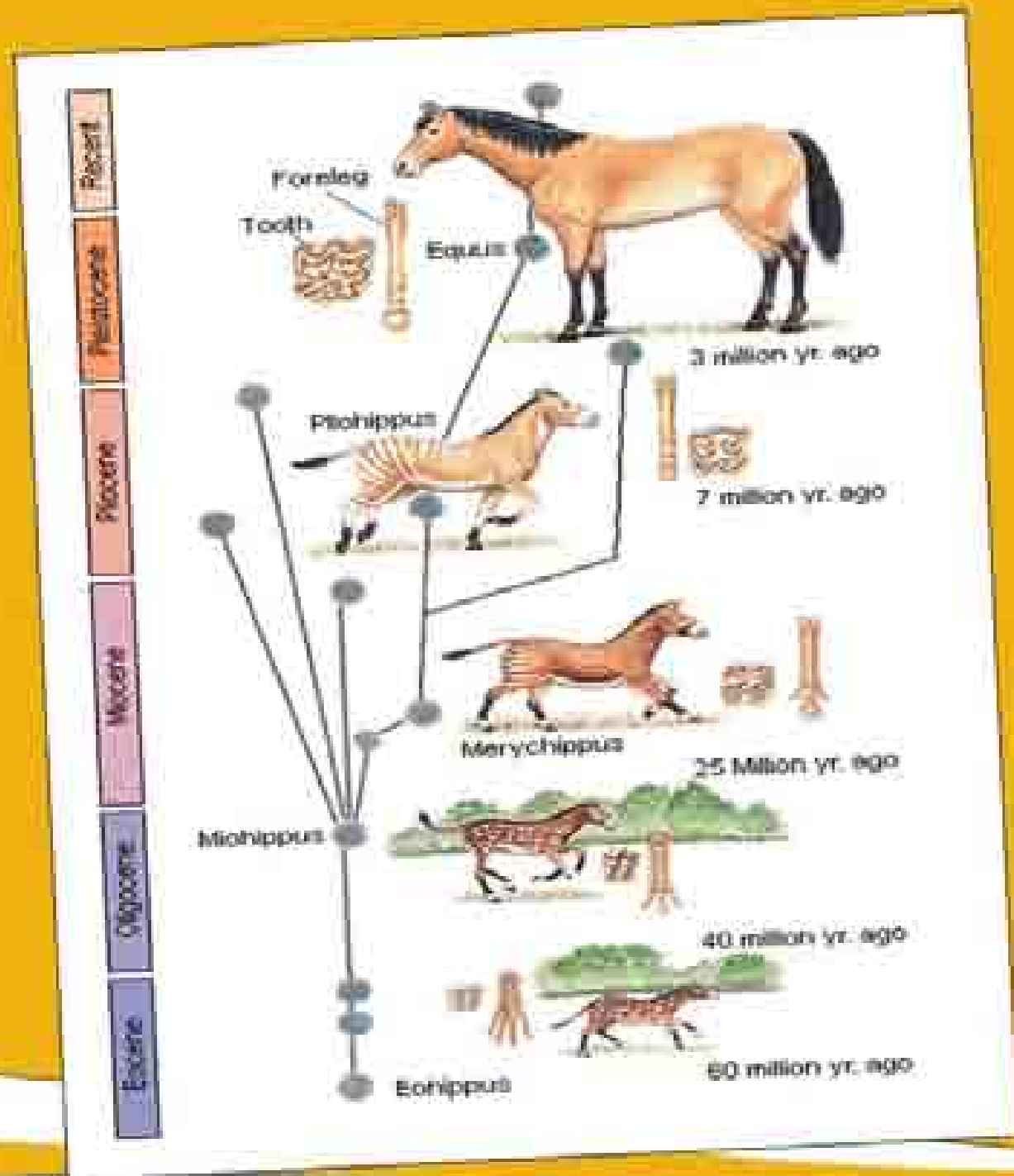
Darwin himself

in successive strata. One species endures for millions of years and then makes its last appearance in, say, the middle Eocene epoch; just above, a similar but not identical species replaces it. In North America, for example, a vaguely horselike creature known as *Hyracotherium* was succeeded by *Orohippus*, then *Epihippus*, then *Mesohippus*,



which in turn were succeeded by a variety of horsey American critters. Some of them even galloped across the Bering land bridge into Asia, then onward to Europe and Africa. By five million years ago they had nearly all disappeared, leaving behind *Dinohippus*, which was succeeded by *Equus*, the modern genus of horse.

erse realms, Dar-



Several decades ago the American Museum of Natural History assembled a famous exhibit of fossil horses, designed to show gradual evolution from "Eohippus" (now called *Hyracotherium*) to modern *Equus*. This exhibit was presented as evidence for evolution, with *Equus* being the "goal" of equine evolution. This story of the horse family was soon included in all biology textbooks.

Heribert Nilsson

The family tree of the horse is beautiful and continuous only in the textbooks. In the reality provided by the results of research it is put together from three parts, of which only the last can be described as including horses. The forms of the first part are just as much little horses as the present day damans are horses. The construction of the horse is therefore a very artificial one, since it is put together from non-equivalent parts, and cannot therefore be a continuous transformation series

(1954, *Synthetische Artbildung* (Lund, Sweden: Verlag CWE Gleenrup), pp. 551-552, emp. added).

Heribert Nilsson

The family tree of the horse is beautiful and continuous only in the textbooks. In the light of the results provided by the most recent research it is put together from fragments which at the best can be described as a collage. The most part are just as much little fragments as the present-day animals are horses. The construction of the tree is a very artificial one, since it is put together from non-adjacent parts, and cannot therefore be a continuous evolution series.

(1954, *Syntretische Artbildung* (Lund, Sweden: Verlag CWE Gleenrup), pp. 551-552, emp. added).

“The uniform, continuous transformation of *Hyracotherium* into *Equus*, so dear to the hearts of generations of textbook writers, **never happened in nature.**”

(George Gaylord Simpson, *Life of the Past* (New Haven, CT: Yale University Press), 1953, p. 125, emp. added)

Evolutionists have known this for years, and as such, most textbooks have replaced horses with camels.

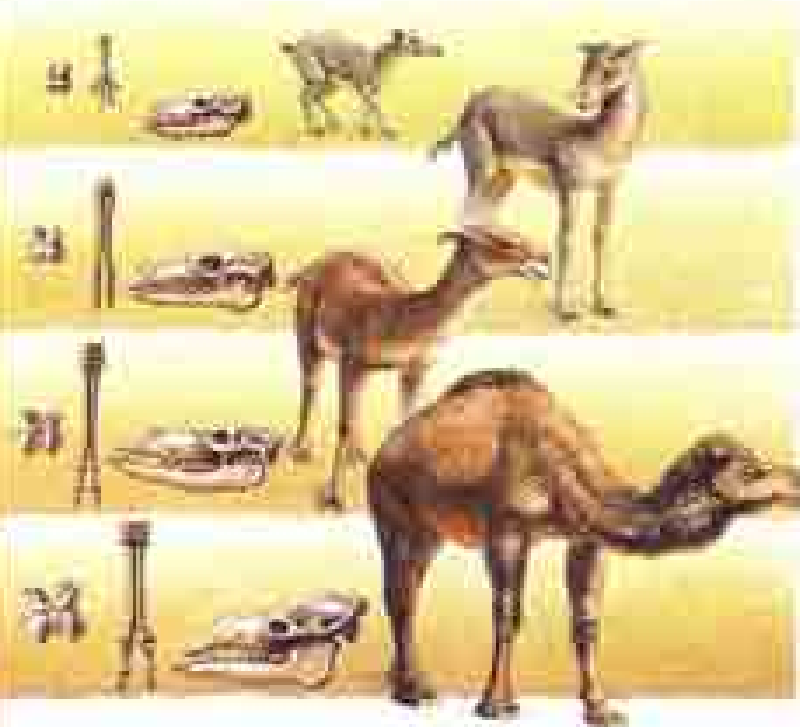



Diagram illustrating the evolution of a camel from a four-legged animal (likely a gazelle or similar) to a camel, showing the development of humps and the elongation of the neck.

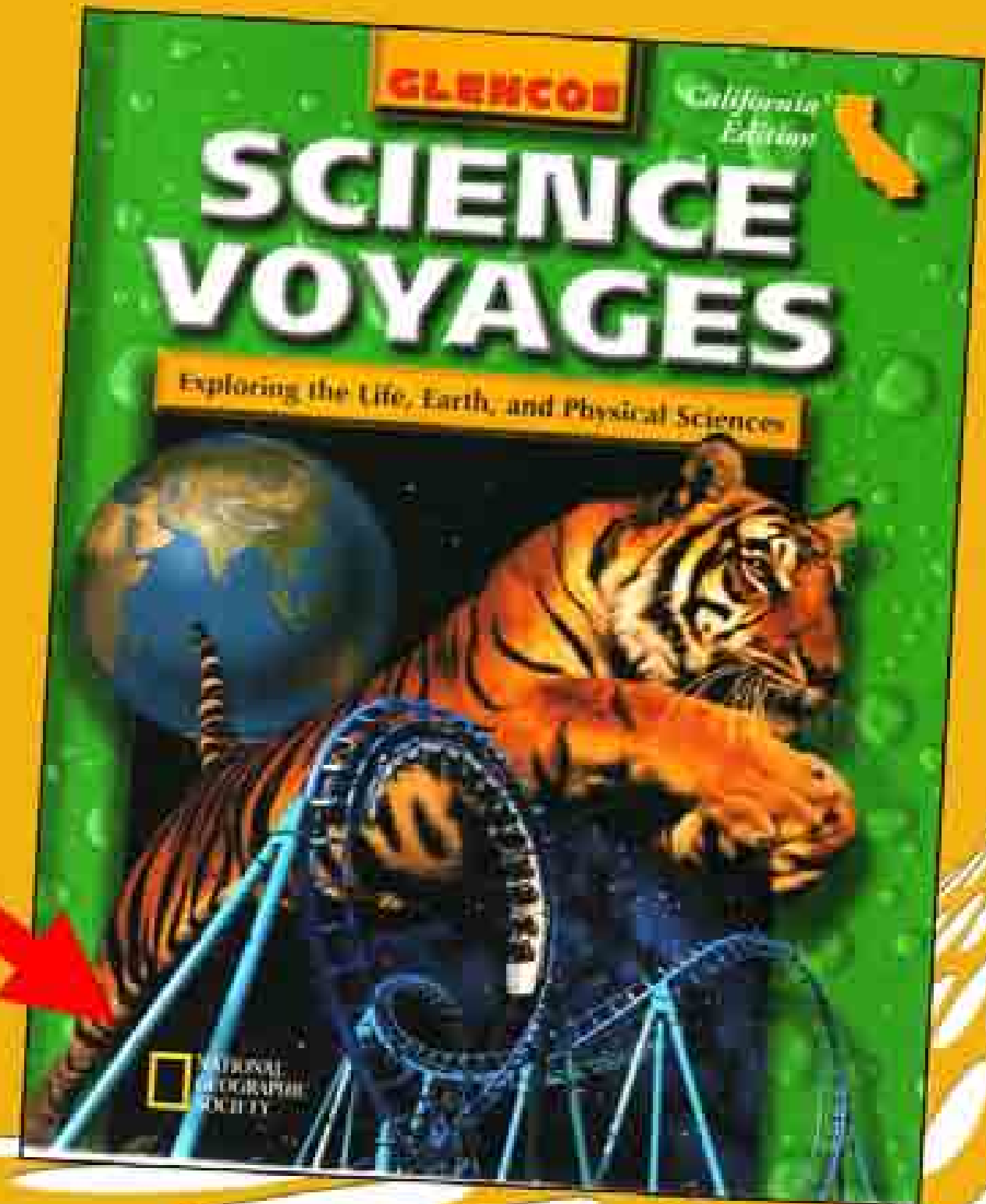
factors that control natural selection are as follows:

1. Organisms produce more offspring than can survive.
2. **Variations** are found among individuals of a **species**.
3. Variations are passed on to offspring.
4. Some variations allow members of a population to survive and reproduce better than others.
5. Over time, offspring of individuals with helpful variations make up more and more of a population.

How did Darwin's theory differ from Lamarck's theory?



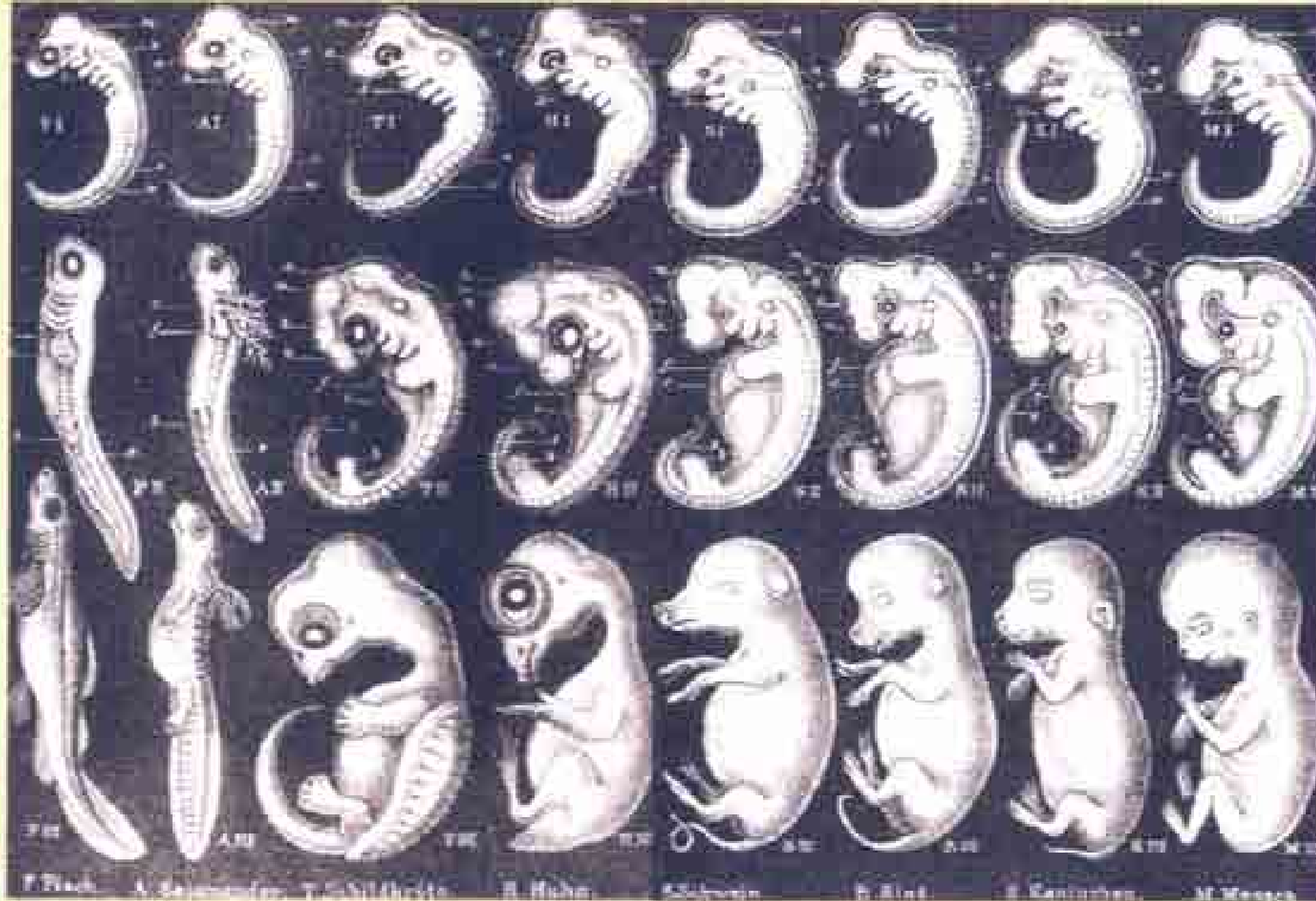
610 CHAPTER 21 CHANGE THROUGH TIME



Evidence #2 Embryology

Embryology too involved patterns that couldn't be explained by coincidence. Why does the embryo of a mammal pass through stages resembling stages of the embryo of a reptile? Why is one of the larval forms of a barnacle, before metamorphosis, so similar to the larval form of a shrimp? Why do the larvae of moths, flies, and beetles resemble one another more than any of them resemble their respective adults? Because, Darwin wrote, "the embryo is the animal in its less modified state" and that state "reveals the structure of its progenitor."

Haeckel's series of fake drawings, 1874




Haeckel's famous (infamous) set of 24 drawings purporting to show eight different embryos in three stages of development, as published by him in *Anthropogenie*, in Germany, 1874.

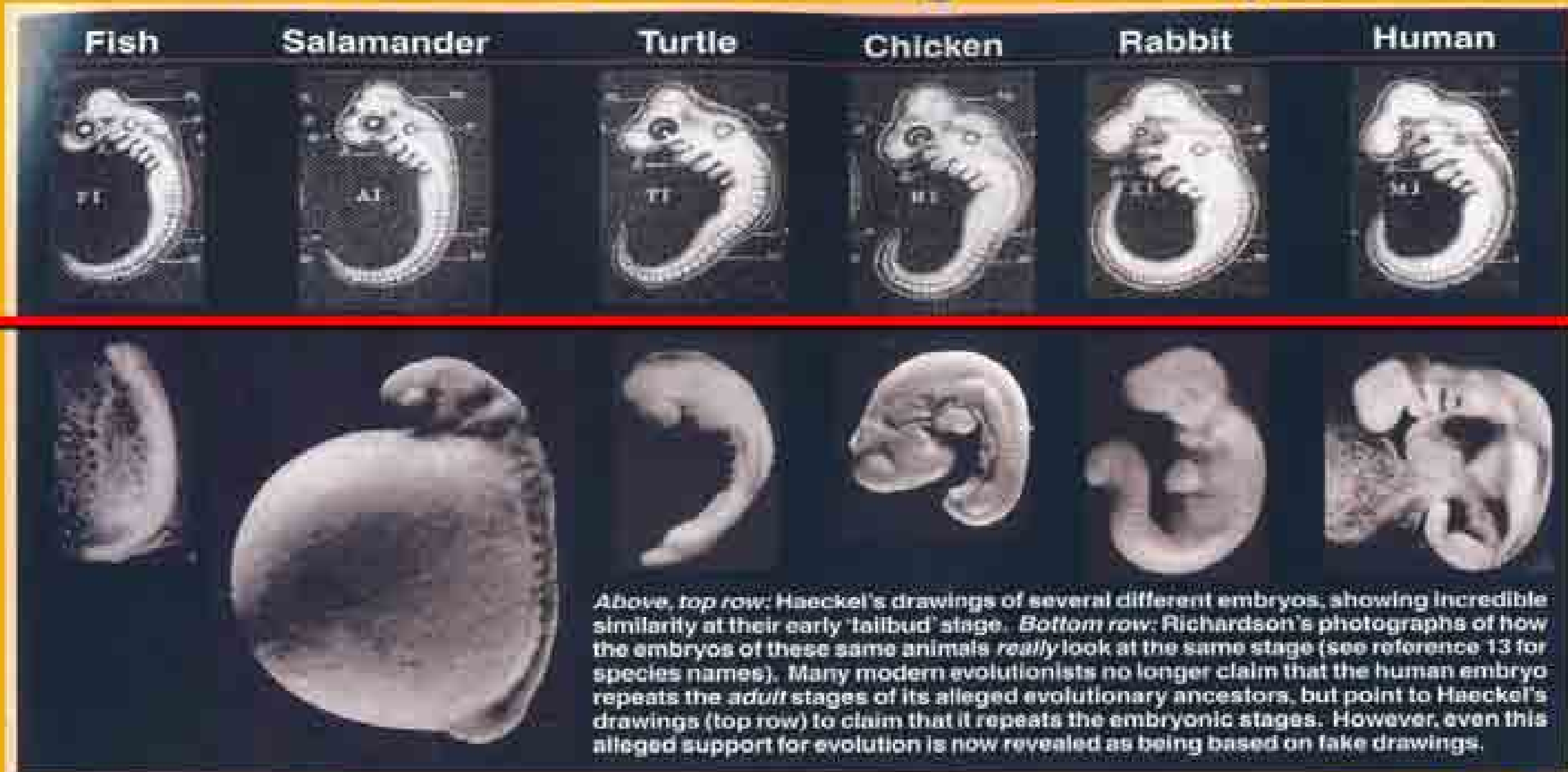
Haeckel's drawings, 1874
Creation ex nihilo, Mar-May 1998 p. 51

**Earnst Haeckel said
the turning point in
his thinking was
when he read
Charles Darwin's
Origin of Species in
1860.**

***Creation*, March-May
1996 p. 33**



Haeckel's drawings on top.



Actual photos on bottom.

Creation ex Nihilo, Mar-May 1998 p. 51

Abscheulich! (Atrocious!)

Haeckel's distortions did not help Darwin.

By Stephen Jay Gould

Revelations cannot be laid to posterity and transmitted unaltered in a supernatural way. But the weight and dignity of unaltered records also enough have been claimed to quell the frenzied passions of rebels, who require a record of justice in the judgment of posterity. (From the most influential North American review on Darwin: Robert D. Lee to George McCulloch from 1859.)

This issue deals a generous little salute to the best of those great naturalists. The most serious credit in the great naturalists of Darwin's *Origin of Species*, published in 1859. This tale, however, is a caution. It is not a history of a system, social life, based largely on historical misapprehension and over-zealousness, however, more by design, the fallacy and logic, a proper context for understanding, and attention come from Darwin's and some prominent opponents from a different and different conceptual world. The European that visited Germany, an Englishman and general naturalist Karl Ernst von Baer (1792-1876), who spent the last years of his life working in Russia and the Swiss and other, perhaps, and Germanologist Louis Agassiz (1807-1872), who departed to America in 1846 and founded Harvard's Museum of Comparative Zoology, where I now reside in course of the collection of local specimens that he began, by contrast, are justified criticism must fall upon the third man in the topography, that is, the world, he best of a new

world order. German naturalist Ernst Haeckel (1834-1919), the primary architect and popularizer of Darwin's great innovation. Haeckel's, scientific, commonly comprehensible, if not always accurate, books appeared in all major languages and were read more widely than the works of any other scientist, including Darwin and Huxley. By Huxley's own book, about 1860, in convincing people throughout the world about the validity of evolution.

... When that I see, I immediately come to be in doubt as to the true best, best, best, best, and parent of those great men, Darwin, who convinced me, with Antonio-Luigi Lazzari, because the clarity of his mind gave me the greatest every time I read his works and Karl Ernst von Baer, who had not long ago been the father of the paper phalanges of Darwin. T.H. Huxley who took down on my face, regarded von Baer as Europe's greatest great-grandfather.


As the leading embryologist of the early nineteenth century, von Baer discovered the mammalian egg cell in 1827 and in 1828 published the greatest manuscript in the history of the field. The *Entwicklungsgeschichte der Thiere* (On the Developmental History of Animals). He also defined a natural hierarchy and was honored in the field of embryology, honored by award in Paris, Prussia, in 1834 in various papers by a great European scientist, because Darwin, having a sense of modern education, inspired many of his leading problems in scientific subjects. Then he enjoyed a long

and splendid second career as an American, a founder of American embryology, and a geomorphologist credited with discovering an important law relating the contour of continents to the Earth's rotation.



In Ernst Haeckel's drawing, the early embryo (top row) of a pig, dog, monkey, and human are nearly identical.

von Baer's history of natural history, almost the natural, evolution, making clearly defined lines, but not for attention to transformation between most groups. Moreover, he held an sympathy for Darwin's evolutionary view of evolutionary causality. Darwin's book, about the year von Baer from decades of history, in his naturalist, biological, and this great man—about Agassiz, in his last and posthumously published, series of



Stephen Jay Gould

“We should therefore not be surprised that Haeckel’s drawings entered nineteenth-century textbooks. **But we do, I think, have the right to be both astonished and ashamed by the century of mindless recycling that has led to the persistence of these drawings in a large number, if not majority, of modern textbooks**”
(p. 45, emp. added).

Sir Arthur Keith

It was expected that the embryo would recapitulate the features of its ancestors from the lowest to the highest forms in the animal kingdom. Now that the appearance of the embryo at all stages is known, the general feeling is one of disappointment; the human embryo at no stage is anthropoid in appearance. The embryo of the mammal never resembles the worm, the fish, or the reptile. Embryology provides no support whatsoever for the evolutionary hypothesis

(1932, *The Human Body* [London: Thornton and Butterworth], p. 94)

Sir Arthur Keith

It was expected that the embryo would recapitulate the features of its ancestor, or at least to the highest forms in the animal kingdom. The appearance of the embryo of a human is known as the general feeling is one of a human embryo at no stage is anthropomorphic. The embryo of the mammal never resembles that of a fish, or the reptile. Embryology does not support whatsoever for the evolutionary synthesis.

(1932, *The Human Body* [London: Thornton and Butterworth], p. 94)

Evidence #3--Archaeopteryx

For instance, the five-digit skeletal structure of the vertebrate hand appears not just in humans and apes and raccoons and bears but also, variously modified, in cats and bats and porpoises and lizards and turtles. The paired bones of our lower leg, the tibia and the fibula, are also represented by homologous bones in other mammals and in reptiles, and even in the long-extinct bird-reptile *Archaeopteryx*. What's the reason behind such varied recurrence of a few basic designs? Darwin, with a nod to Owen's "most interesting work," supplied the answer: common descent, as shaped by natural selection, modifying *(Continued on page 20)*



Wendy's **Dino Twins** www.wendys.com

WHICH TWO OF THESE DINOSAURS ARE THE SAME?

Make a Match

MATCH THE PICTURES TO THESE DINOSAUR BROTHERS WITH THE SKELERONS BELOW.

FACT!
New findings show that birds are probably related to dinosaurs! Scientists in China have discovered two fossils of feathered dinosaurs.

The activity page features a prehistoric landscape with a river, palm trees, and various dinosaurs. On the left, there are several dinosaur skeletons of different sizes and shapes. On the right, there are colorful illustrations of dinosaurs, including a green long-necked dinosaur, a brown triceratops, a blue dinosaur, a purple dinosaur, and a green T-Rex. A red-bordered box in the bottom left corner contains a fact about feathered dinosaurs.



***Archaeopteryx* Fossil**



Artist's rendition of *Archaeopteryx*

Colin Patterson, while serving as senior paleontologist at the British Museum of Natural History, summed it up best when he stated that *Archaeopteryx*:

“has simply become a patsy for wishful thinking. Is *Archaeopteryx* the ancestor of all birds? Perhaps yes, perhaps no: there is no way of answering the question. It is easy enough to make up stories of how one form gave rise to another, and to find reasons why the stages should be favored by natural selection. But such stories are not a part of science, for there is no way of putting them to the test”

(as quoted in Sunderland, *Darwin's Enigma: Fossils and Other Problems* (El Cajon, CA: Master Books), p. 102).

Evolutionary ornithologist Allan Feduccia who wrote in *Science* almost a decade ago:

I conclude that *Archaeopteryx* was arboreal and volant [i.e., possessing extended wings for flight—BH], considerably advanced aerodynamically, and probably capable of flapping, powered flight to at least some degree. *Archaeopteryx*...was, in the modern sense, a bird ...

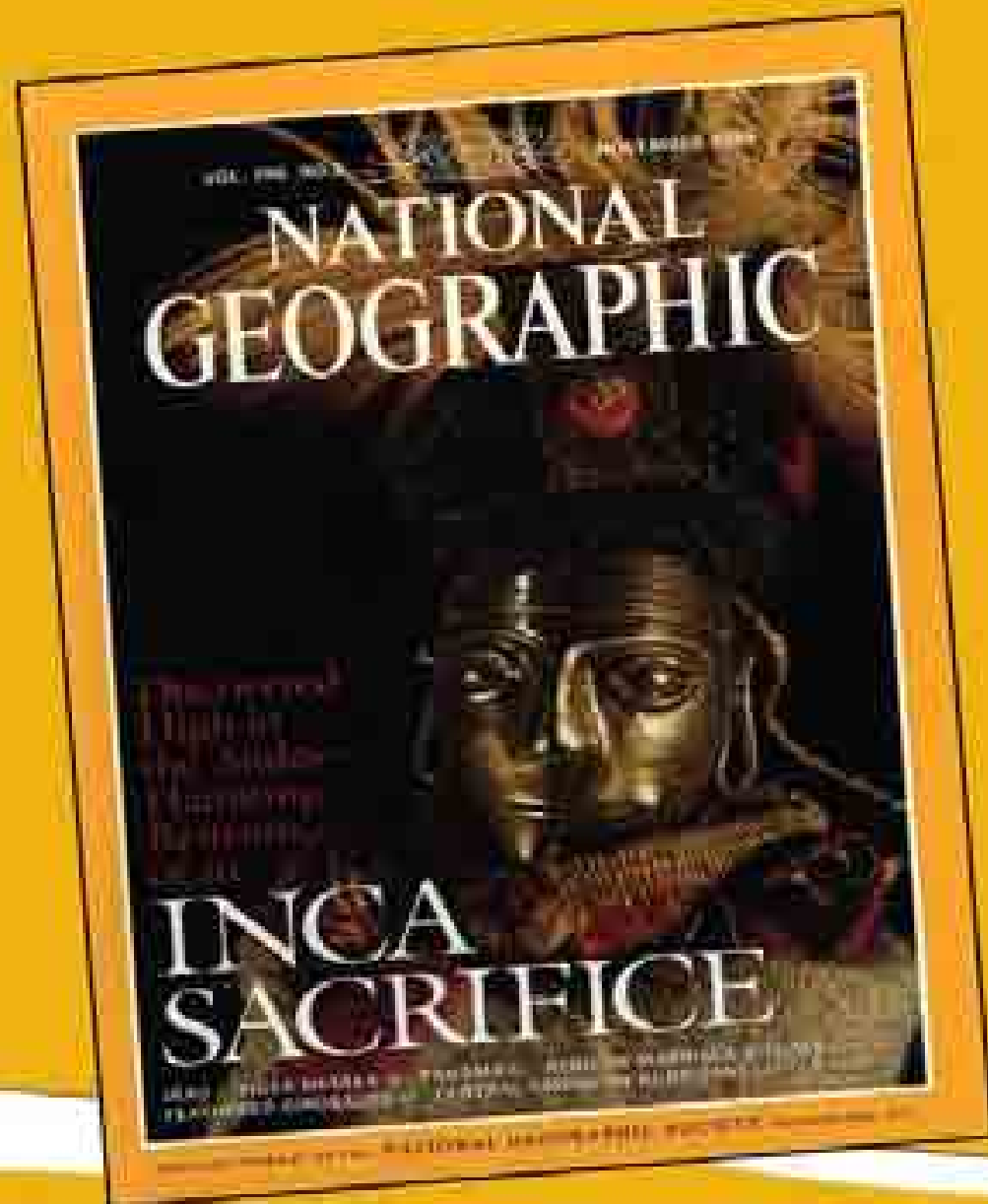
(Feduccia, Allan (1993), "Evidence from Claw Geometry Indicating Arboreal Habits of Archaeopteryx," *Science*, 259:790-793, February 5.).

Evolutionary ornithologist Allan Feduccia who wrote in *Science* almost a decade ago:

I conclude that Archaeopteryx was a hand and volant [i.e., possessing wings to fly], considerably smaller than modern birds and probably capable of flight. It was at least some degree. *Archaeopteryx* is, in modern sense, a bird ...

(Feduccia, Allan (1993), "Evidence from Claw Geometry Indicating Arboreal Habits of Archaeopteryx," *Science*, 259:790-793, February 5.).

Five Years Earlier...



In November 1999, the editor of *National Geographic*, Bill Allen, published an article that proved to be one of the worst debacles in the long and storied history of the magazine. Mr. Allen published a feature article by Christopher P. Sloan titled “Feathers for *T. Rex*?” The article claimed to provide “a true missing link in the complex chain that connects dinosaurs to birds” (Sloan, 1999, 196[5]:100).

New fossil discoveries show that feathers were more widespread in dinosaurs than previously thought. Because so many of its relatives had feathers, scientists now think *Tyrannosaurus rex* may have had them too at an early stage. Hatchlings would have shed their downy feathers as they grew.



FEATHERS FOR T. REX?

NEW BIRDLIKE FOSSILS ARE MISSING LINKS IN DINOSAUR EVOLUTION

BY
JENNIFER CLARK
ILLUSTRATION BY
DAVID WHITE

Dinosaurs will never look the same. The reason: four new dinosaur fossils with stunningly birdlike bones and indications of feathers. Not enough to prove that these dinosaurs ever flew but strong evidence that feathers were widespread among meat-eating dinosaurs—the group that includes *Tyrannosaurus rex*.

Three of the fossils were found recently in Liaoning Province, China, the area that produced fossils of flightless feathered dinosaurs in 1996-97. All four are theropods, or meat-eaters: a dromaeosaur, one of a family of small- to medium-size predators that includes Jurassic Park's "raptors"; an ornithomimid from Mongolia with a bird-like tail; a seven-foot-long therizinosaur; and a creature that has the arms of a bird and the tail of a dinosaur.

Twenty years ago when John Ostrom, a

Archaeoraptor

A Complete
Fraud!



Seven months later, the October 2000 issue of *National Geographic* contained a five-page article by veteran investigative reporter Lewis M. Simons, describing how this incredible hoax occurred (Simons, 2000). In his *National Geographic* article, Simons explained how farmers in many regions of China have made a very profitable hobby of selling the fossils they find. The only problem is that these farmers realize that fossil fanciers prefer specimens assembled and suitable for display. Therefore, on occasion the farmers will “doctor” the fossils to follow basic market economics and thus increase the value of their finds. *Archaeoraptor* actually “evolved” in a Chinese farmhouse where homemade paste was used to glue together two completely different fossils.

Evidence #4—Natural Selection

Domestic Selection

The bulldog (opposite), shaped by many generations of dog breeders for bullbaiting and, later, for homely charm, differs much from its wolfish progenitors. If domestic breeding could yield such change, Darwin realized, natural selection over many millions of years could do more.

He argued that wild species diverge from common ancestors just as domestic varieties do. Using his own backyard aviary, as well as information from other breeders, he analyzed differences among fancy pigeons such as (above, clockwise from left) the English pouter, the scandaroon, and the nun. He also studied cats, horses, pigs, rabbits, ducks, and other livestock. He examined and measured specimens, alive and dead. To a friend he wrote, "I have puppies of Bull-dogs & Greyhound in salt."

Evidence #4—Natural Selection

Domestic Selection

The bulldog (opposite), shaped by many generations of dog breeders for bullbaiting and, later, for homely charm, differs much from its wolfish progenitors. If domestic breeding could yield such change, Darwin realized, natural selection over many millions of years could do more.

He argued that wild species diverge from common ancestors just do. Using his own backyard aviary, as well as information from he analyzed differences among fancy pigeons such as (above, the English pouter, the scandaroon, and the nun. He also studied rabbits, ducks, and other livestock. He examined and measured and dead. To a friend he wrote, "I have puppies of Bull-dogs &



Creationists never have objected to the idea of natural selection as a mechanism for eliminating the unfit, non-adapted organisms. As a matter of fact, creationists long before Darwin were advocating natural selection as a conservation principle. Few people are aware, apparently, that natural selection was not Charles Darwin's discovery. A **creationist** zoologist/chemist by the name of Edward Blyth (1810-1873) wrote about it in the years between 1835 and 1837, well before Darwin.

But we need to realize that this does not provide a mechanism for macroevolution.



When we mate two dogs, we still get a dog. Establishing that **microevolution** occurs does not prove that **macroevolution** does.

Respected Swedish biologist Sören Lövtrup observed:

“Micromutations do occur, but the theory that these alone can account for evolutionary change is either falsified, or else it is an unfalsifiable, hence metaphysical, theory. I suppose that nobody will deny that it is a great misfortune if an entire branch of science becomes addicted to a false theory. But this is what has happened in biology.... **I believe that one day the Darwinian myth will be ranked the greatest deceit in the history of science.** When this happens, many people will pose the question: How did this ever happen?” (1987, p. 422, emp. added).

Unfortunately, **creating the fit is the one thing natural selection cannot do.**

Was Darwin
Wrong?

As the famous Dutch botanist Hugo deVries put it: “Natural selection may explain the **survival** of the fittest, but it cannot explain the **arrival** of the fittest”

de Vries, Hugo (1905), *Species and Varieties: Their Origin by Mutation*, ed. Daniel Trembly MacDougal (Chicago, IL: Open Court), pp. 825-826, emp. added.

Unfortunately, **creating the fit is the one thing natural selection cannot do.**

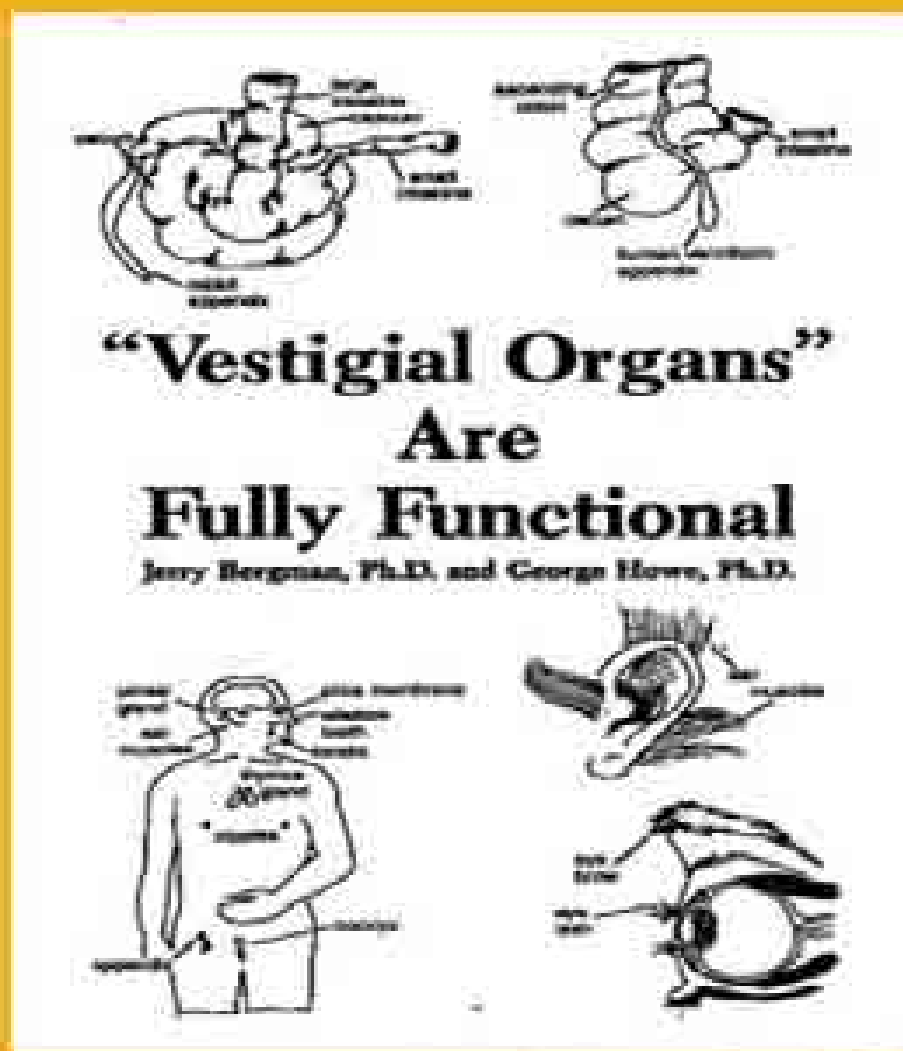
As the **1905** de Vries put it: “Natural selection is the **arrival of the fittest**”

de Vries, Hugo (1905), *Species and Varieties: Their Origin by Mutation*, ed. Daniel Trembly MacDougal (Chicago, IL: Open Court), pp. 825-826, emp. added.

Evidence #5—Vestigial Structures

Vestigial characteristics are still another form of morphological evidence, illuminating to contemplate because they show that the living world is full of small, tolerable imperfections. Why do male mammals (including human males) have nipples? Why do some snakes (notably boa constrictors) carry the rudiments of a pelvis and tiny legs buried inside their sleek profiles? Why do certain species of flightless beetle have wings, sealed beneath wing covers that never open? Darwin raised all these questions, and answered them, in *The Origin of Species*. Vestigial structures stand as remnants of the evolutionary history of a lineage.





In 1931, German scientist Alfred Wiedersheim listed 180 human organs as being vestigial or rudimentary (Weidersheim, 1931). Today, that list has been all but demolished—thanks to our advancing knowledge of human physiology.

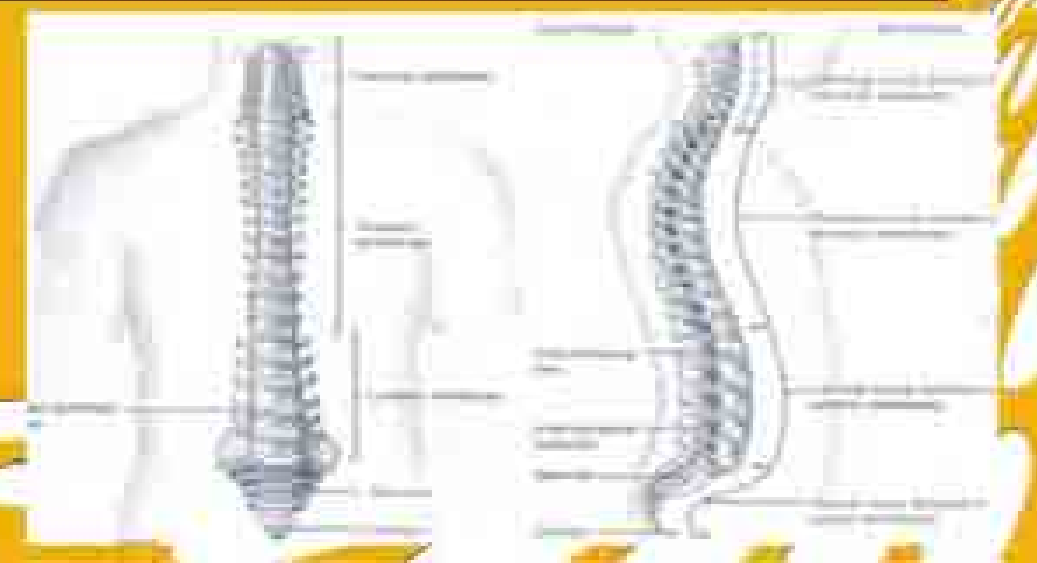
Wiedersheim, Alfred (1931), *The Science of Life* (New York: Doubleday).

Alleged Vestigial Organs in Man	
Tonsils	Adenoids
Coccyx (tail bone)	Nictitating membrane of eye
Thymus	Appendix
Little toe	Wisdom teeth
Nipples on males	Parathyroid
Nodes on ears ("Darwin's points")	Ear muscles (for wiggling)
Pineal gland	Body hair

In 1931, German scientist Alfred Wiedersheim listed 180 human organs as being vestigial or rudimentary (Weidersheim, 1931). Today, that list has been all but demolished—thanks to our advancing knowledge of human physiology.

Wiedersheim, Alfred (1931), *The Science of Life* (New York: Doubleday).

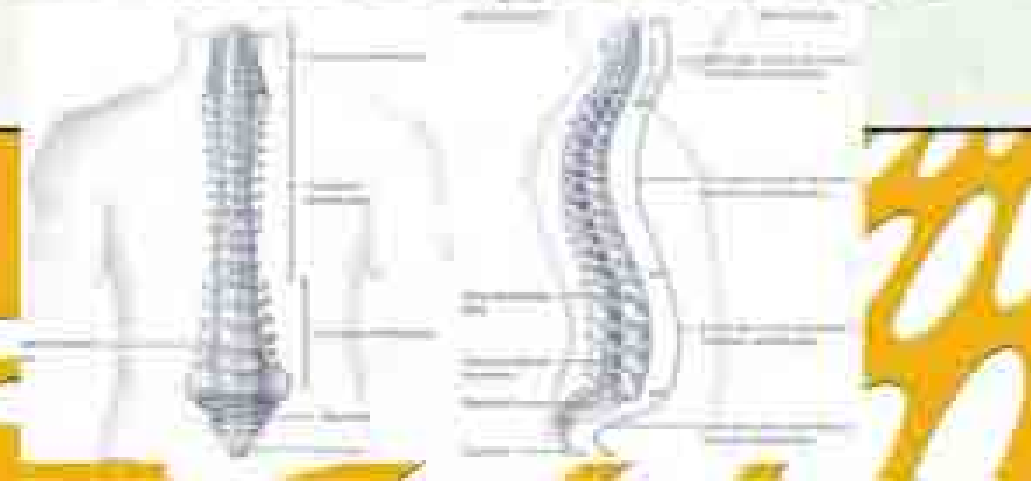
Vestigial tailbone, Holt Biology 1989 (human tailbone)



Holt *Biology*, 1989

Vestigial Organs

Some organisms have structures or organs that seem to serve no useful function. For example, humans have a tailbone at the end of the spine that is of no apparent use. Some snakes have tiny pelvic bones and limb bones, and some cave-dwelling salamanders have eyes even though members of the species are completely blind. Such seemingly functionless parts are called vestigial (*veh-STIJ-ul*) organs or structures. Vestigial organs are often homologous to organs that are useful in other species. The vestigial tailbone in humans is homologous to the functional tail of other primates. Thus vestigial structures can be viewed as evidence for evolution: organisms having vestigial structures probably share a common ancestry with organisms in which the homologous structure is functional.



**Glenco
Biology
1994
p. 311**

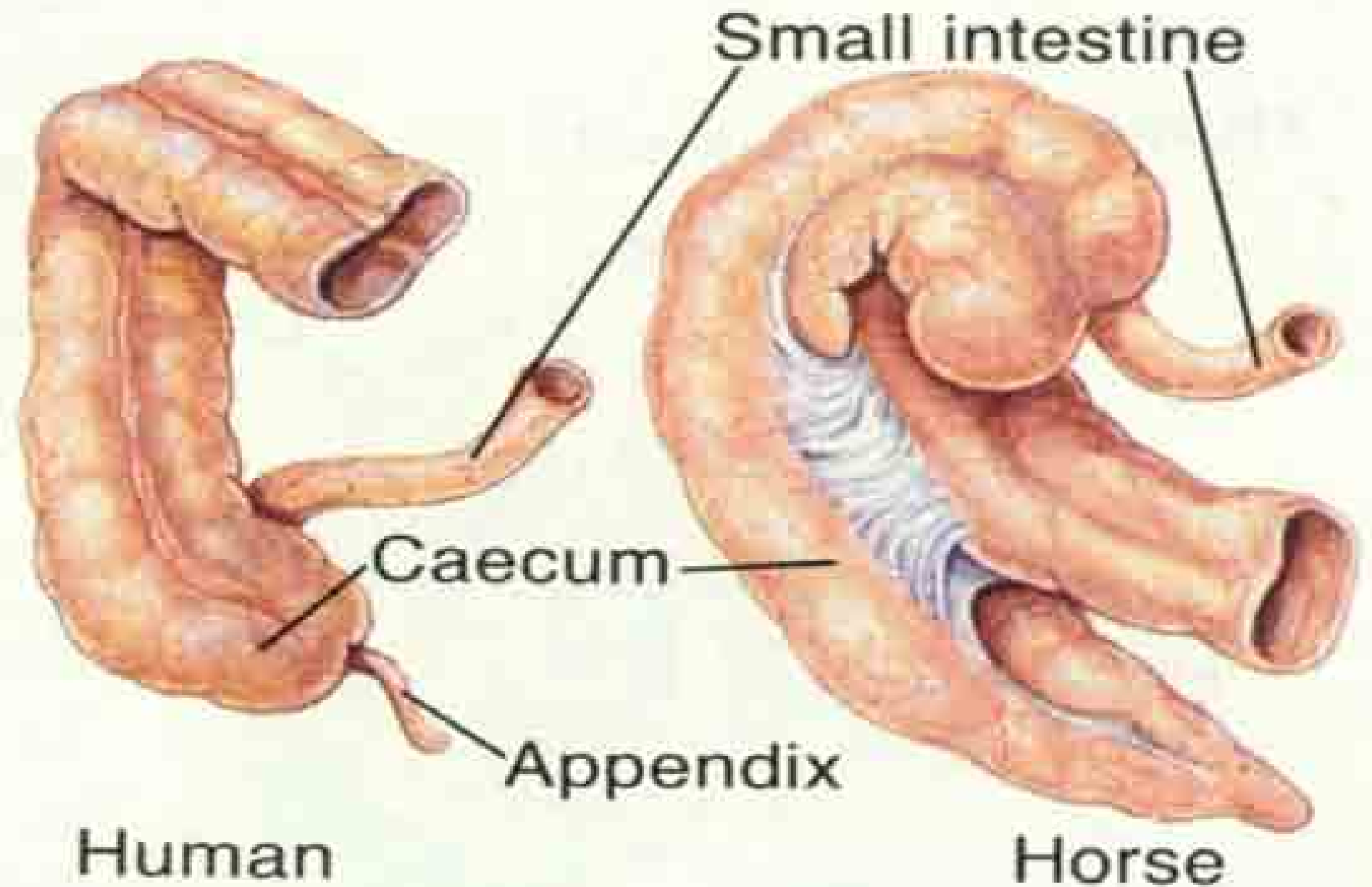


Figure 12-4 When compared with the caecum of a horse, the caecum and appendix of humans is thought to be vestigial.

“Long regarded as a vestigial organ with no function in the human body, the appendix is now thought to be one of the sites where immune responses are initiated.”

Roy Hartenstein, *Grolier Encyclopedia*, 1998

Was Darwin Wrong?



“Its removal also increases a persons susceptibility to leukemia, Hodgkin’s disease, cancer of the colon, and cancer of the ovaries.”

In The Beginning
Walt Brown p. 18

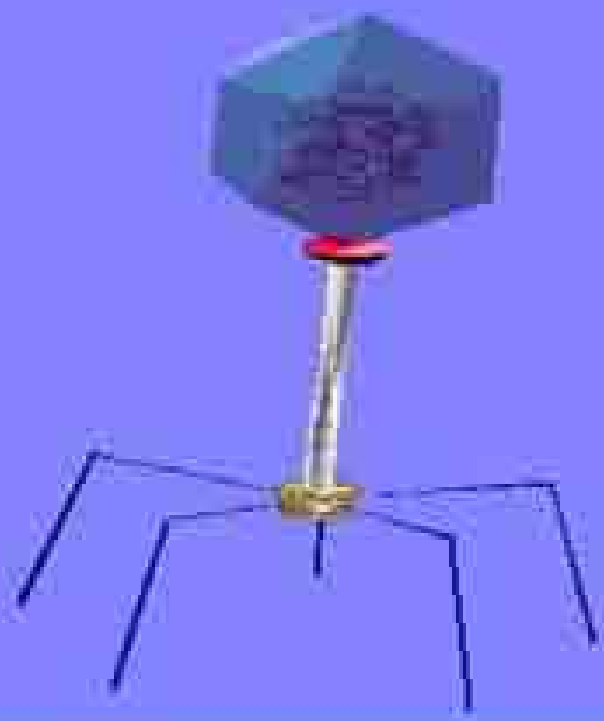
Was Darwin Wrong?



“Not too long ago man was imputed to have 180 vestiges. Organs like the appendix, tonsils, thymus, pineal gland and thyroid gland were on the list. Today, all former vestigial organs are known to have some function during the life of the individual. If the organ has any function at any time, it cannot be called rudimentary or vestigial.... As man’s knowledge has increased the list of vestigial organs decreased. So what really was vestigial? Was it not man’s rudimentary knowledge of the intricacies of the body?”

Wysong, R.L. (1976), *The Creation-Evolution Controversy* (East Lansing, MI: Inquiry Press), p. 397.

Evidence #6—Viruses and Bacteria



No aspect of biomedical research seems more urgent today than the study of microbial diseases. And the dynamics of those microbes within human bodies, within human populations, can only be understood in terms of evolution.


Nightmarish illnesses caused by microbes include both the infectious sort (AIDS, Ebola, SARS) that spread directly from person to person and the sort (malaria, West Nile fever) delivered to us by biting insects or other intermediaries. The capacity for quick change among disease-causing microbes is what makes them so dangerous to large numbers of people and so difficult and expensive to treat. They leap from wildlife or domestic animals into humans, adapting to new circumstances as they go. Their inherent variability allows them to find new ways of evading and defeating human immune systems. By natural selection they acquire resistance to drugs that should kill them. They evolve. There's no better or more immediate evidence supporting the Darwinian theory than this process of forced transformation among our inimical germs.

Evidence #6—Viruses and Bacteria

No aspect of biomedical research seems more urgent today than the study of microbial dis-

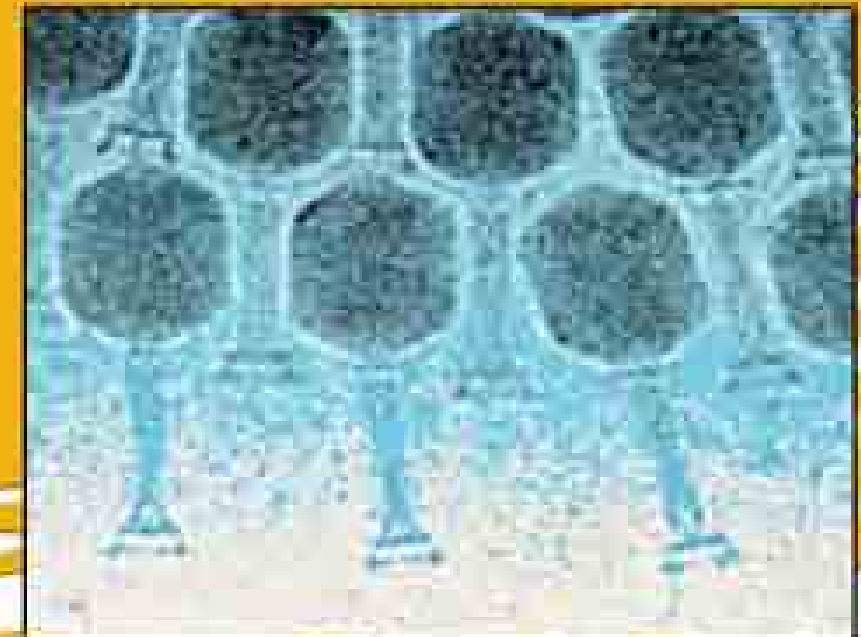
“There’s no better or more immediate evidence supporting the Darwinian theory than this process of forced transformation among our inimical germs.”

ing to new circumstances as the result of inherent variability allows them to find ways of evading and defeating human immune systems. By natural selection they acquire resistance to drugs that should kill them. They evolve. There’s no better or more immediate evidence supporting the Darwinian theory than this process of forced transformation among our inimical germs.



#1. First, the mutations responsible for antibiotic resistance in bacteria do not arise as a result of the “need” of the organisms. What does this mean? Simply put, bacteria did not “mutate” after being exposed to antibiotics; the mutations conferring the resistance were present in the bacterial population even prior to the discovery or use of the antibiotics.

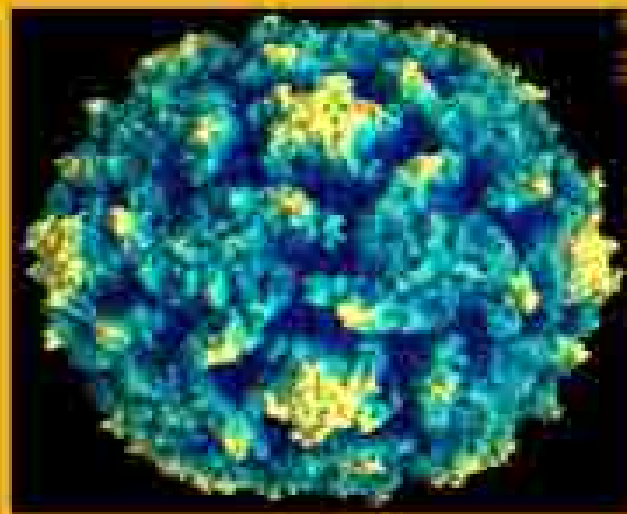
(see the Lederbergs’ experiments in 1952 on streptomycin-resistant bacteria)



#2. While pre-existing mutations may confer antibiotic resistance, such mutations may also decrease an organism's viability. For example, "the surviving strains are usually less virulent, and have a reduced metabolism and so grow more slowly. This is hardly a recommendation for 'improving the species by competition' (i.e., survival of the fittest)" (Bowden, 1991, p. 56). Just because a mutation provides an organism with a certain trait does not mean that the organism **as a whole** has been helped.

Bowden, M. (1991), *Science vs. Evolution* (Bromley, Kent, England: Sovereign Publications).

#3. Regardless of how bacteria acquired their antibiotic resistance (i.e., by mutation, conjugation, or by transposition), they are still exactly the same bacteria **after** receiving that trait as they were **before** receiving it.



The “evolution” is not vertical macroevolution but horizontal microevolution (i.e., adaptation).


Microevolution—not macroevolution

NATIONAL GEOGRAPHIC MAGAZINE NOVEMBER 2009

FREE
ALL NEW
WORLD MAP

NATIONAL GEOGRAPHIC

WAS DARWIN WRONG?



PLUS
THE GEOGRAPHY OF TERROR
INTO THE MAYA UNDERWORLD
AUSTRALIA'S WILD WILD WET




YES.

The evidence for EVOLUTION is Weak & Pathetic!

By DAVID QUAMMEN
Photographs by ROBERT CLARK

Evidence by natural selection, the central concept of the life's work of Charles Darwin, is a theory. It's a theory about the origin of adaptation, complexity, and diversity among Earth's living creatures. If you are skeptical by nature, unfamiliar with the terminology of science, and annoyed by the overwhelming evidence, you might even be tempted to say that it's "just" a theory. In the same sense, relativity as described by Albert Einstein is "just" a theory. The reason that Earth exists around the sun rather than vice versa, outlined by Copernicus in 1543, is a theory. Continental drift is a theory. The extinction, migration, and dynamics of ancient Arctic tigers from electricity is a theoretical construct, involving electrons, which are tiny units of charged mass that no one has ever seen. Each of these theories is an explanation that has been confirmed to such a degree by observation and

Charles Darwin's grand theory evolution by natural selection, links diverse biological facts into a coherent whole. Domestic breeding of fancy pigeons like the Jacobin (preceding pages) was his analogy for selection in the wild. The method made one (opposite) show that mammals can evolve like small insects, to include specialized workers and queens.




The Bird Feather

It Couldn't Just Happen!

For their weight, feathers are stronger than any man-made structures. The design & functions of a feather are even more astounding.

Evolutionists claim that reptile scales evolved into feathers. Feathers have a much more complex DNA structure than reptile scales.

There is virtually no similarity between the two, nor is there any fossil evidence showing the transition from scale to feather. So how can evolutionists claim this really happened?



Think Magazine

"Renew Your Mind"

For more information:

Focus Press, Inc.

1600 Westgate Circle

Suite 125

Brentwood, TN 37027

1-866-313-6474


Magazine Orders

www.focuspress.org



Download

a pdf file



ORIGINS prog.# 806



www.originstv.org

For a DVD of this series write to:

ORIGINS Program #806

Cornerstone TeleVision

Wall, PA 15148-1499

Send a \$12.00 donation for shipping & handling

ORIGINS

is made possible by the faithful
prayers and financial support of YOU
our Cornerstone TeleVision family.

© 2008 Cornerstone TeleVision Network